


# Keep an Eye Out for These Red Flags

Ensure the testing report you've received is genuine with these tips.

## Changes in Font



The same font and font size are often used throughout with variances occurring only in places where they are necessary or reasonable.

## Changes in Language




The language is relatively consistent; any sudden changes that are not logical should be regarded as suspicious.

## Deviation of Normal Branding



The majority of test and certification documents from TIC companies are professional and consistent with their overall brand. Any deviation from this should be approached with caution.

## Wrong Colors




Falsified documents can easily be identified by colors that deviate from the TIC organization's standard brand colors.

## Inconsistent Information




A product's document(s) should provide information that is accurate and consistent with the product. Inconsistencies in information are warning signs of forged documents.

## Mis-formatted Documentation



Falsified documents often have improper and poor formatting that lacks professionalism.

## Distorted/Wrong Logos



Falsified documents often use a logo that is distorted, incorrect, the wrong color, or obsolete.

## Misspelling of Common Words



Simple errors, such as misspellings of commonly used words, are good indicators that the documentation is not prepared by an accredited organization.